

NEW CLS Series

Forklift Scale



Specifications

Warranty:

Two-year limited warranty

Approvals:

NTEP CC 06-074 (5,000lb only) per H-44
at 1,000 division
Measurement Canada AM-5893

Approvals



Measurement
Canada
Approved

The CLS Series forklift scale mounts directly to most Class II and Class III lift trucks, saving material handling processes time and money. The CLS can be paired with a device for weight display through a cable or cableless connection. The weight display can either be a Rice Lake Weighing Systems indicator designed for the CLS or virtually through a device that supports the CLS Virtui software application. For connection to peripheral equipment, there is also optional USB, Bluetooth and Wi-Fi connection available.

Standard Features

Scale Carriage

- 28 in (Class II), 5,000 x 5 lbs, NTEP Certified
- 34 in (Class II), 5,000 x 5 lbs, NTEP Certified
- 38 in (Class III), 8,000 x 5 lbs, not NTEP
- 1 1/2 in - thick front and back painted steel plates coupled by four flexures
- Top cleats are welded, pinned and bolted
- Welded centering pin
- Two 5,000 lb s-beam load cells
- iQube²® junction box with inclinometer
- Molded coiled cable, up to 15 ft uncoiled

Presale Requirements

- Provide completed forklift questionnaire for quotation. A pre-installed load backrest on the forklift may interfere with flexures or cableless load cell interface option
- Compatible with most Class II and Class III forklift attachments, consult factory

Installation Recommendations

- When installing a forklift scale on an electric forklift, static discharge protection must be present on the forklift and install a chassis mount power conditioner to protect forklift electronics.
- When installing a forklift scale, OSHA requires the end user to de-rate the lift capacity of the forklift.



CLS Indicator

CLS-920

The CLS-920 is a version of the 920i specifically designed for the CLS. It incorporates the flexibility, intelligence and programmability of the 920i in a smaller enclosure with a DC power supply for use on forklifts. The standard program offers weight indication, configuration, calibration and diagnostics specific to the CLS. Customize it for your application with an optional user program.

- Backlit graphical LCD display
- On/Off power switch
- Painted mild steel enclosure
- Two-piece top cage indicator mounting assembly
- Two available RS-232 ports for added options
- 10-60 VDC power supply
- 64 K user onboard NV RAM

Cableless Option

The cableless option removes the coiled communication and power cable between the scale and the indicator. A rechargeable battery is secured to the scale and it powers the scale and the paired wireless modules provide communication.

- 802.15 wireless interface
- Lithium-ion battery and charger
- On/Off power switch
- Battery life: 24 hours of constant use
- Battery recharge time: 8 hours to fully recharge
- Reinforced battery box welded to top cover

CLS Virtual Solution

CLS-M

The CLS-M provides weight data without the need for a typical weight indicator. The weight indication can be presented on a device using Virtui software, a virtual indicator. The CLS-M connects to your device using RS-232, USB or Bluetooth.

- Weight indication device (PC/tablet) is not included.
- Consult factory to verify compatibility with your device.

Wi-Fi Option

This factory-installed option is available for the CLS-920.

- Wireless LAN card 802.11 B/G
- Contains FCC ID: R68WIPORATG
- Range: Up to 328 ft indoors
- Operating frequency: ISM 2.4 GHz

CLS Virtual Solution

CLS-IM

The CLS-IM displays weight data on a device using Virtui software. The CLS-IM offers the ability to obtain the weight data while moving the load. The weight data is presented as a final weight and that weight is held until a minimum threshold of weight triggers a new weighment. The CLS-IM offers a valuable time-saving solution by not requiring the forklift to be stopped to collect a static weight.

- Weight indication device (PC/tablet) is not included.
- Consult factory to verify compatibility with your device.

Bluetooth Option

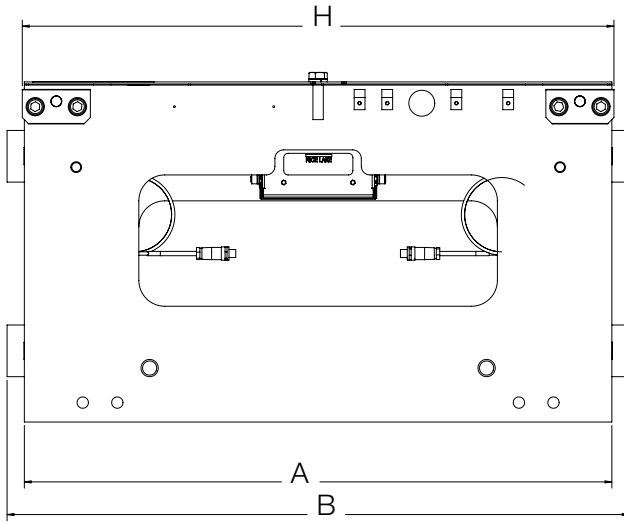
Bluetooth communication is available as an external option for the CLS-920. It is also available in a communications/power box for the CLS-M and CLS-IM.



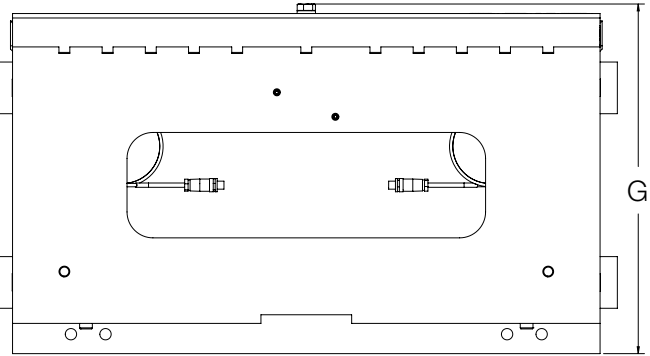
NEW CLS Series

Forklift Scale

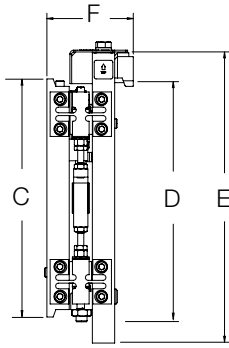
FORKLIFT / PALLET JACK SCALES



Front view



Rear view



Side view

CLS Dimensions

28 in, 5,000 lb

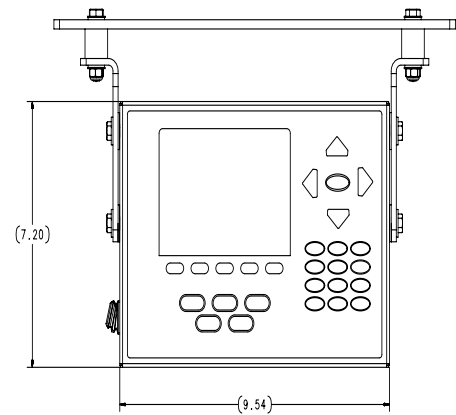
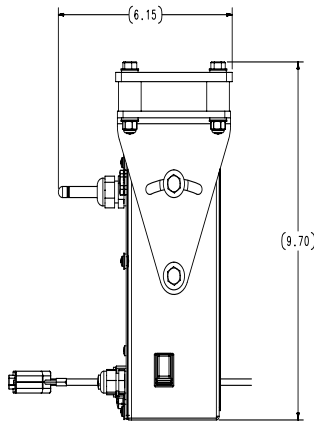
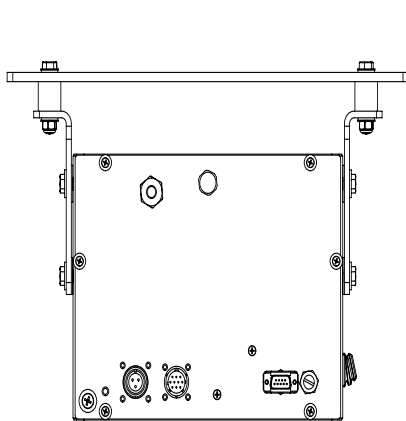
A	28 in (711.2 mm)	E	19.50 in (495.3 mm)
B	30 in (762.2 mm)	F	4.49 in (114 mm)
C	16 in (406.4 mm)	G	21.80 in (553.7 mm)
D	16.29 in (413.8 mm)	H	28.24 in (717.3 mm)

34 in, 5,000 lb

A	34 in (863.6 mm)	E	19.50 in (495.3 mm)
B	36 in (914.4 mm)	F	4.49 in (114 mm)
C	16 in (406.4 mm)	G	21.80 in (553.7 mm)
D	16.29 in (413.8 mm)	H	34.24 in (869.7 mm)

38 in, 8,000 lb

A	38 in (965.2 mm)	E	24.50 in (622.3 mm)
B	40 in (1016 mm)	F	6.04 in (153.4 mm)
C	20 in (508 mm)	G	26.68 in (677.7 mm)
D	20.15 in (511.8 mm)	H	38 in (965.2 mm)



www.ricelake.com | Phone: 800-472-6703

RICE LAKE

Part Number/Price

Part #	Size, Capacity	Forklift Compatibility	Est. Weight	Price
CLS Forklift Scale, 920i				
167420	5,000 lb x 5 lb NTEP Certified	28 in W, Class II 16 in (H) forklift carriage (30 in W with flexures) 10-60VDC	524 lb	Consult
162282	5,000 lb x 5 lb NTEP Certified	34 in W, Class II 16 in (H) forklift carriage (36 in W with flexures) 10-60VDC	539 lb	Consult
167412 *	8,000 lb x 5 lb non-Legal for Trade	38 in W, Class III 20 in (H) forklift carriage (40 in W with flexures) 10-60VDC	1,144 lb	Consult
CLS Forklift Scale, 920i Cableless				
167421	5,000 lb x 5 lb NTEP Certified	28 in W, Class II 16 in (H) forklift carriage (30 in W with flexures) 10-60VDC	524 lb	Consult
171809	5,000 lb x 5 lb NTEP Certified	34 in W, Class II 16 in (H) forklift carriage (36 in W with flexures) 10-60VDC	539 lb	Consult
167413*	8,000 lb x 5 lb non-Legal for Trade	38 in W, Class III 20 in (H) forklift carriage (40 in W with flexures) 10-60VDC	1144 lb	Consult
CLS Forklift Scale, M Series				
Consult**	5,000 lb x 5 lb NTEP Certified	28 in W, Class II 16 in (H) forklift carriage (30 in W with flexures)	510 lb	Consult
194714**	5,000 lb x 5 lb NTEP Certified	34 in W, Class II 16 in (H) forklift carriage (36 in W with flexures)	525 lb	Consult
Consult**	8,000 lb x 5 lb non-Legal for Trade	38 in W, Class III 20 in (H) forklift carriage (40 in W with flexures)	1,130 lb	Consult
CLS Forklift Scale, IM Series				
Consult**	5,000 lb x 5 lb NTEP Certified	28 in W, Class II 16 in (H) forklift carriage (30 in W with flexures)	510 lb	Consult
191748**	5,000 lb x 5 lb NTEP Certified	34 in W, Class II 16 in (H) forklift carriage (36 in W with flexures)	525 lb	Consult
Consult**	8,000 lb x 5 lb non-Legal for Trade	38 in W, Class III 20 in (H) forklift carriage (40 in W with flexures)	1,130 lb	Consult

*Non-NTEP Certified

If used with electric forklift, manufacturer recommends adding part number 166161 to protect electronics against static

**Weight indication device (PC/Tablet) is not included; consult factory to verify compatibility with your device

Options/Accessories

The following options and replacement parts below are available to use for the part numbers referenced above.

To order replacement parts and options for products purchased prior to this catalog, contact the factory for assistance.

Part #	Description	Price
Consult	Cableless option (price adder)	Consult
Consult	Bluetooth option (for CLS-920)	Consult
153616	Bluetooth and power option (for CLS-M/IM) Use power cable (96915)	Consult
96355	Wireless LAN card 802.11 B/G, requires factory installation (for CLS-920 only)	Consult
167498	6.5 ft straight extension cable to coiled cable	Consult
166161	DC Emi filter, chasis mount, 0-75 VDC input, 100 VDC surge protection	Consult
166162	DC-DC converter, chasis mount, 18-75 VDC input, 12 VDC output	Consult
188193	CLS calibration hook set	Consult
Replacement Parts		
96915	Power cable assembly with power fuse cable	Consult
130129	Power fuse cable assembly	Consult
166623	RL20000 FLS load cell 5,000 lb 1.5 mV/V 350 ohm with turk connectors	Consult
166756	RL20000 FLS turk load cell connector	Consult
164071	CLS-M/920i iQube ² , junction box assembly	Consult
188097	5-pin (indicator) to 10-pin (96252) coiled cable adapter (wired version)	Consult
96252	10-pin black coiled cable, 25 ft use (wired version)	Consult
162321	Cable assy, coiled cable 5-pin to 10-pin converter (wired version)	Consult
125395	Coiled cable (junction box to indicator), 5-pin yellow (wired version)	Consult
96344	Battery charger (wireless version)	Consult
96343	Battery, forklift lithium ion (wireless version)	Consult

